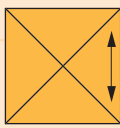
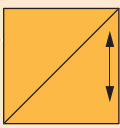



Quick Reference Chart: Setting Triangles and Setting Squares

Use this chart to determine the correct size to cut side and corner setting triangles and setting squares based on the size of your finished block (the block size without seam allowances).

| Finished Block Size | Size to cut square for side setting triangles *Formula A | Size to cut square for corner setting triangles *Formula B | Size to cut setting squares *Formula C |
|---------------------|---|--|---|
| |  |  |  |
| 1" | 2 ³ / ₄ " | 1 ⁵ / ₈ " | 1 ¹ / ₂ " |
| 2" | 4 ¹ / ₈ " | 2 ³ / ₈ " | 2 ¹ / ₂ " |
| 3" | 5 ¹ / ₂ " | 3" | 3 ¹ / ₂ " |
| 4" | 7" | 3 ³ / ₄ " | 4 ¹ / ₂ " |
| 5" | 8 ³ / ₈ " | 4 ¹ / ₂ " | 5 ¹ / ₂ " |
| 6" | 9 ³ / ₄ " | 5 ¹ / ₈ " | 6 ¹ / ₂ " |
| 7" | 11 ¹ / ₄ " | 5 ⁷ / ₈ " | 7 ¹ / ₂ " |
| 8" | 12 ⁵ / ₈ " | 6 ⁵ / ₈ " | 8 ¹ / ₂ " |
| 9" | 14" | 7 ¹ / ₄ " | 9 ¹ / ₂ " |
| 10" | 15 ¹ / ₂ " | 8" | 10 ¹ / ₂ " |
| 11" | 16 ⁷ / ₈ " | 8 ³ / ₄ " | 11 ¹ / ₂ " |
| 12" | 18 ³ / ₄ " | 9 ³ / ₈ " | 12 ¹ / ₂ " |
| 13" | 19 ³ / ₄ " | 10 ¹ / ₈ " | 13 ¹ / ₂ " |
| 14" | 21 ¹ / ₈ " | 10 ⁷ / ₈ " | 14 ¹ / ₂ " |
| 15" | 22 ¹ / ₂ " | 11 ¹ / ₂ " | 15 ¹ / ₂ " |
| 16" | 23 ⁷ / ₈ " | 12 ¹ / ₄ " | 16 ¹ / ₂ " |
| 17" | 25 ³ / ₈ " | 13" | 17 ¹ / ₂ " |
| 18" | 26 ³ / ₄ " | 13 ⁵ / ₈ " | 18 ¹ / ₂ " |
| 19" | 28 ¹ / ₈ " | 14 ³ / ₈ " | 19 ¹ / ₂ " |
| 20" | 29 ⁵ / ₈ " | 15 ¹ / ₈ " | 20 ¹ / ₂ " |

- **A**—To calculate the size to cut a square for side setting triangles, multiply the finished block size by 1.414 and add 1.25" for seam allowances. (For example, 10" block × 1.414 = 14.14 + 1.25" = 15.39"; rounded up the measurement would be 15¹/₂".)
- **B**—To calculate the size to cut a square for corner setting triangles, divide the finished block size by 1.414 and add .875" for seam allowances. (For example, 10" block divided by 1.414 = 7.07 + .875" = 7.945"; rounded up the measurement would be 8".)
- **C**—To calculate the size to cut a setting square, add 1/2" to the finished block size to allow for seam allowances. (For example, 10" block + 1/2" = 10¹/₂".)